

BROWN AND HURLEY

The BIG TRUCK People

KYOGLE - 266 Summerland Way, Kyogle NSW 2474 - Ph: 02 6632 0333
DARRA - 2632 Ipswich Road, Darra Qld 4076 - Ph: 07 3363 8000
TOWNSVILLE - 662 Ingham Road, Bohle Qld 4818 - Ph: 07 4758 4000
COFFS HARBOUR - 2-10 Hurley Drive, Coffs Harbour NSW 2450 - Ph: 02 6648 2222
ROCKHAMPTON - 985-1005 Yaamba Road, Parkhurst Qld 4702 - Ph: 07 4923 8000
YATALA - 26 Burnside Road, Yatala Qld 4207 - Ph: 07 3441 7000
TOOWOOMBA - 28-30 Carrington Road, Torrington, Toowoomba Qld 4350 - Ph: 07 4690 7300
TAMWORTH - 81A Barnes Street, Tamworth NSW 2340 - Ph 02 6762 2922

BROWNANDHURLEY.COM.AU

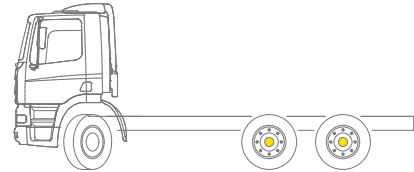
FAT CF85

6X4 RIGID

AT A GLANCE

GVM: 24600 kg*
GCM: 58000 kg*
Max Output: Up to 460 hp (340 kW) at 1500-1900 rpm
Max Torque: Up to 1700 lb/ft (2300 Nm) at 1000-1410 rpm

* Maximum GVM and GCM figures shown may exceed certain Australian state regulations.



CF

DRIVEN BY QUALITY

TRUCKS | PARTS | FINANCE

WWW.DAF.COM.AU

DAF

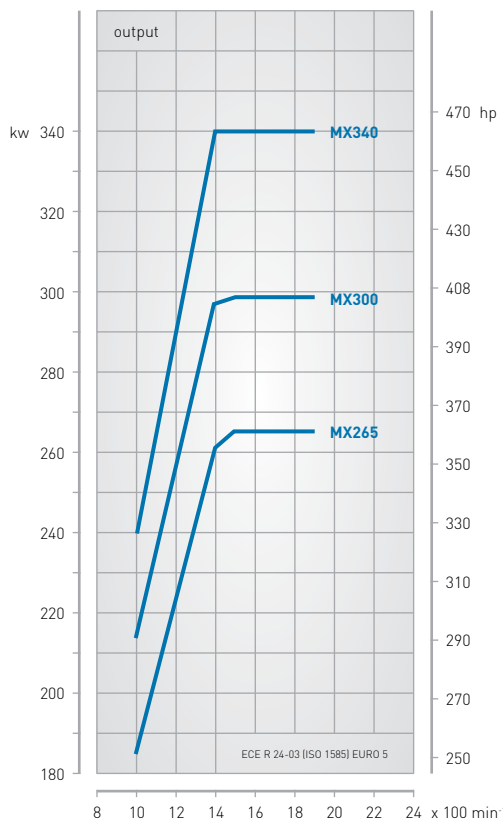
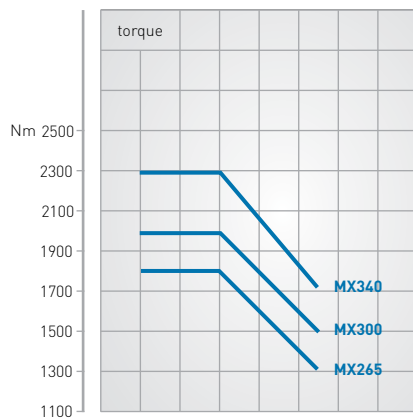
A PACCAR COMPANY

FAT CF85

6X4 RIGID

PACCAR MX ENGINE

PACCAR:	6 cylinder, turbo intercooled
Piston displacement:	12.9 litres
Compression ratio:	17.7 to 1
Fuel injection:	Electronically controlled
Type:	MX 265
Max. output:	360 hp (265 kW) at 1500-1900 rpm
Max. torque:	1310 lb/ft (1775 Nm) at 1000-1410 rpm
Type:	MX 300
Max. output:	408 hp (300 kW) at 1500-1900 rpm
Max. torque:	1475 lb/ft (2000 Nm) at 1000-1410 rpm
Type:	MX 340
Max. output:	460 hp (340 kW) at 1500-1900 rpm
Max. torque:	1700 lb/ft (2300 Nm) at 1000-1410 rpm



CHASSIS

Completely flat topped chassis frame; Riveted and bolted construction of channel-section main frame members and cross members. 1 x 430 and 1 x 340 litre aluminium fuel tanks; Fuel tank height 620 mm; 1 x 45 litre AdBlue tank; Under-body exit; Spray suppression behind steer tyre; Front Under-run Protection System (FUPS) on 152N front axle only; Dimensions main frame members: 260 x 75 x 7 mm (Airglide), with inner reinforcement (position and length depending on WB/AE).

Options:

- 1 x 430 litre aluminium fuel tank - 2 x 430 litre aluminium fuel tank

GEARBOX

ZF AS-Tronic 12-speed overdrive automated gearboxes with oil cooler.

Options:

- ZF AS-Tronic 16-speed

- Eaton Transmission 18-speed overdrive manual gearbox with oil cooler

	MX 265	MX 300	MX 340
12AS1930-12.33/0.78	X	-	-
12AS2130-12.33/0.78	-	X	-
12AS2330-12.33/0.78	-	-	X
16AS2630-14.12/0.83	X	X	X
RTL018918-14.40/0.73	-	X	-
RTL020918-14.40/0.73	-	-	X

CLUTCH

AS-Tronic:	Single type, pushed operation, asbestos free, dry plate, electronically operated, self adjusting servo
Diameter:	430 mm with torsional damper
Eaton:	Adjustable ZF Sachs twin disc coupling with ceramic plate and clutch brake
Diameter:	15.5"

FRONT AXLE

Type:	152N
Max. design load:	7500 kg

I-section axle. Stub axles with needle bearings.

REAR AXLE

Type:	Meritor MT23-165
Max. design load:	20900 kg

Double drive tandem axle with spiral bevel gearing. Lockable inter axle and cross axle differentials.

Ratios: 3.42, 3.58, 3.73, 3.78, 3.91*, 4.11

*STD option

FRONT SUSPENSION

Parabolic type leaf springs with shackled ends at rear - maintenance free. Shock absorbers and stabiliser bar. Road friendly certified.

Spring dimensions: 1x1800x80x31 + 1x1800x80x32 mm (7500 kg)

REAR SUSPENSION

Airglide 400 8 bag air suspension with shock absorbers and stabiliser bars; Aluminium pedestals.

Max. design load: 18100 kg

WHEELS AND TYRES

22.5" (10 stud 335 PCD) Alcoa aluminium satin disc wheels with 295 / 80 R22.5 tubeless radial tyres at front and dual 11 R22.5 tyres at rear.

Options:

- Alcoa Dura-Bright wheels
- Steel disc wheels - silver grey
- Wheel protection rings

STEERING

Type: Hydraulic power steering with adjustable steering column for rake and height

COLOURS

Cab colour: M8870 Ice White

Chassis colour: Black

Mirror cover: Cab colour

Bumper colour: Cab colour

Option:

- Various non-standard and metallic cab and chassis colours available. Ask your local dealer for a colour guide

BRAKE SYSTEM

Dual circuit air operated drum brakes (Airglide) on rear axles, disc brakes (SR1360T) with automatic slack adjusters. Front axle air operated disc brakes with wear indicator on instrument panel.

Disc Brake dimensions: 430 x 45 mm

Drum Brake dimensions: 420 x 180 mm

EBS (Electronic Braking System incorporating ABS); Emergency/parking brake with spring brake actuators on rear axles; MX Engine Brake and exhaust brake (retardation power 320 kW at 2100 rpm).

Options:

- ZF intarder only with AS-Tronic (retardation power 500 kW)

ELECTRICAL EQUIPMENT

Voltage: 24 V

Alternator: 80 A

Batteries: 2 x 175 Ah

Starter Motor: 24 V

Rear light units: Incorporating direction indicator light, stop light, reversing light, side marker light and reflector; Reverse warning alarm.

Battery Isolation: Main switch with manual control located near the battery box.

TRAILER EQUIPMENT

Trailer brake connectors: 2-line to rear of chassis 24V EBS

Trailer light connectors: 24 V

Option: - No trailer connections

CAB EXTERIOR

F230 tilt Day Cab with 4 coil spring suspension and hydraulic tilting device; Tilting angle 57.5°; Fixed, illuminated cab steps (flexible step with 156N and 186N front axle); Manually controlled roof hatch; Heated and electrically adjustable main and wide angle mirrors; Steel front bumper with foot hold; Combi lights, incorporating driving and fog lights in lower bumper; External sun visor; Corner air deflectors; Side collars; Rear window.

Options:

- Sleeper Cab
- Adjustable roof spoiler
- Space Cab with skylight
- Air horns (single set)
- Air horns (double set Space Cab only)
- Remote hatch control (Space Cab only)

CAB INTERIOR

High quality trim and upholstery in natural camel-grey colour; Cab floor cover includes easy-clean top layer in camel-grey; Cockpit style dashboard, including DIP (driver information panel) and AdBlue indicator; Adjustable luxury air suspended driver seat and fixed co-driver seat with head restraint and arm rest with AS-Tronic; Various storage facilities; 4 spoke, soft grip steering wheel with integrated control switches; Electric window opener; Cruise control; Personal road speed limiter; Black dashboard finish; Integrated 3-point safety belt; Air conditioning; Radio/USB/MP3 player with 6 speaker system; Antennas: 2 x GSM; Remote control door lock; FMS connector prepared (Fleet Management System).

Options:

- Hands free telephone kit*
- 3rd seat (Day Cab only)
- Leather finish steering wheel
- Automatic temperature control
- Lane departure warning system
- Refrigerator (not available with Day Cab or rear window)
- Passenger luxury air seat
- Additional upper bunk (only with Sleeper or Space Cab)
- Wood structure dashboard finish
- SRS air bag (driver) with seat belt pretensioner on driver and passenger seats
- Bunk with Sleeper or Space Cab (height depending on refrigerator and storage boxes)

* Subject to phone compatibility, bluetooth adaptor not included

POWER TAKE OFF (PTO)

Engine speed control connector; PTO prepared.

Option:

- Various types of PTOs / position combinations - refer to DAF Trucks Australia

LEGAL ASPECTS

- Exhaust Emission Euro 5 ADR 80-03
- ECE R29 Cab Certification
- ADR 83 Noise Certification
- Front Under-run Protection Certification

APPLICATION CONDITIONS

Air intake with cyclonic filter on cab roof; Standard tool kit; Fuel water separator.

Option:

- Cyclonic air intake LHS behind cab

MAX. SPEED

All vehicles are speed limited to 100 km/h.

FAT CF85

6X4 RIGID

Safety & Technology

SCR - Selective Catalytic Reduction

DAF uses SCR technology – Selective Catalytic Reduction. This SCR technology offers an effective solution to comply with European Euro 5 emission requirements. SCR technology is simple, reliable and efficient.

SCR is an after-treatment system applied to all current PACCAR Euro 5 engines, and is used in conjunction with an advanced high-pressure fuel injection system.

EBS

- Anti-lock Braking System (ABS)
- Anti-Slip Control (ASR)
- Brake assist
- Drag torque control
- Hill Start Aid (with AS-Tronic only) - Option

VISION

- Side view camera system - Option
- Front (Option) and side view mirrors
- HID Xenon headlights - Option

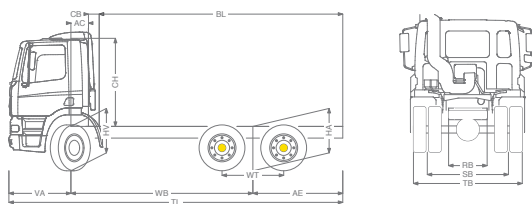
DRIVER SUPPORT SYSTEMS

- Adaptive Cruise Control (ACC) with Forward Collision Warning (FCW) - Option
- Lane Departure Warning System (LDWS) - Option

PASSIVE SAFETY SYSTEMS

- Seat belt reminder
- Airbag and seat belt pre-tensioners
- Front Under-run Protection System

Technical



1. Chassis and Cab Weight calculated with: Standard specification items and empty fuel tank. With Sleeper Cab; + 105 kg at front Airglide suspension.
2. CB is based on standard air intake and/or exhaust.
3. Cab height is measured from frame member to closed cabin roof hatch. With air intake on cab roof: 0.14 m.
4. Calculate customer specific body length with TOPEC. Body lengths shown based on evenly distributed load at max axle load.
5. Unladen height at centre of driven axle(s).
6. Laden height at centre of driven axle(s).
7. TK = turning circle between kerbs (For comparison purposes only).
8. TW = turning circle between walls (For comparison purposes only).
9. Unladen height at centre of front axle(s).
10. Laden height at centre of front axle(s).

	Wheelbase - AE		Unladen weight ¹⁾			Variable dimensions								
	WB	AE	Front	Rear ¹⁾	Total	AC	CB ²⁾	CH ³⁾	BL ⁴⁾	TL	HA ⁵⁾	HA ⁶⁾	TK ⁷⁾	TW ⁸⁾
DAY	4.05	2.00	4949	3205	8154	0.39	0.24	1.96	5.42	7.43	1.01	0.99	13.99	15.44
	4.55	2.60	4916	3288	8204	0.39	0.24	1.96	6.52	8.53	1.01	0.99	15.29	16.76
	6.00	3.25	4911	3388	8299	0.39	0.24	1.96	8.62	10.63	1.01	0.99	19.07	20.59
SLEEPER	4.05	2.00	5064	3205	8269	0.82	0.23	1.96	5.00	7.43	1.01	0.99	13.99	15.44
	4.55	2.60	5031	3288	8319	0.82	0.23	1.96	6.10	8.53	1.01	0.99	15.29	16.76
	6.00	3.25	5026	3388	8414	0.82	0.23	1.96	8.20	10.63	1.01	0.99	19.07	20.59
SPACE	4.05	2.00	5134	3205	8339	0.82	0.18	2.63	5.06	7.43	1.01	0.99	13.99	15.44
	4.55	2.60	5101	3288	8389	0.82	0.18	2.63	6.16	8.53	1.01	0.99	15.29	16.76
	6.00	3.25	5096	3388	8484	0.82	0.18	2.63	8.26	10.63	1.01	0.99	19.07	20.59
Other dimensions	VA 1.38		WT 1.37			HV ⁹⁾ 0.96		HV ¹⁰⁾ 0.91		RB 0.86		SB 1.84		TB 2.45

* Other wheelbase options available. Please see your DAF dealer for more information.

WARRANTY

3 year / 750,000 kms, whichever occurs first.

Conditions apply. For full warranty details, please contact your local DAF dealer.

The information contained in this spec sheet is for general information purposes only. Please note that the specifications listed above are formulated for a "Base Model" DAF truck. Depending on the vehicle configuration a specific option may not be possible. All weights and measurements stated relate to the basic specification and may vary should different specifications be chosen. In the interest of product improvements, DAF Trucks Australia reserves the right to change these specifications without prior notice. For further information please contact DAF Trucks Australia or your nearest dealership.

For further information or your nearest DAF dealer, visit our website www.daf.com.au

DAF Trucks Australia
PO BOX 60
Bayswater 3153
Phone: (03) 9721 1600